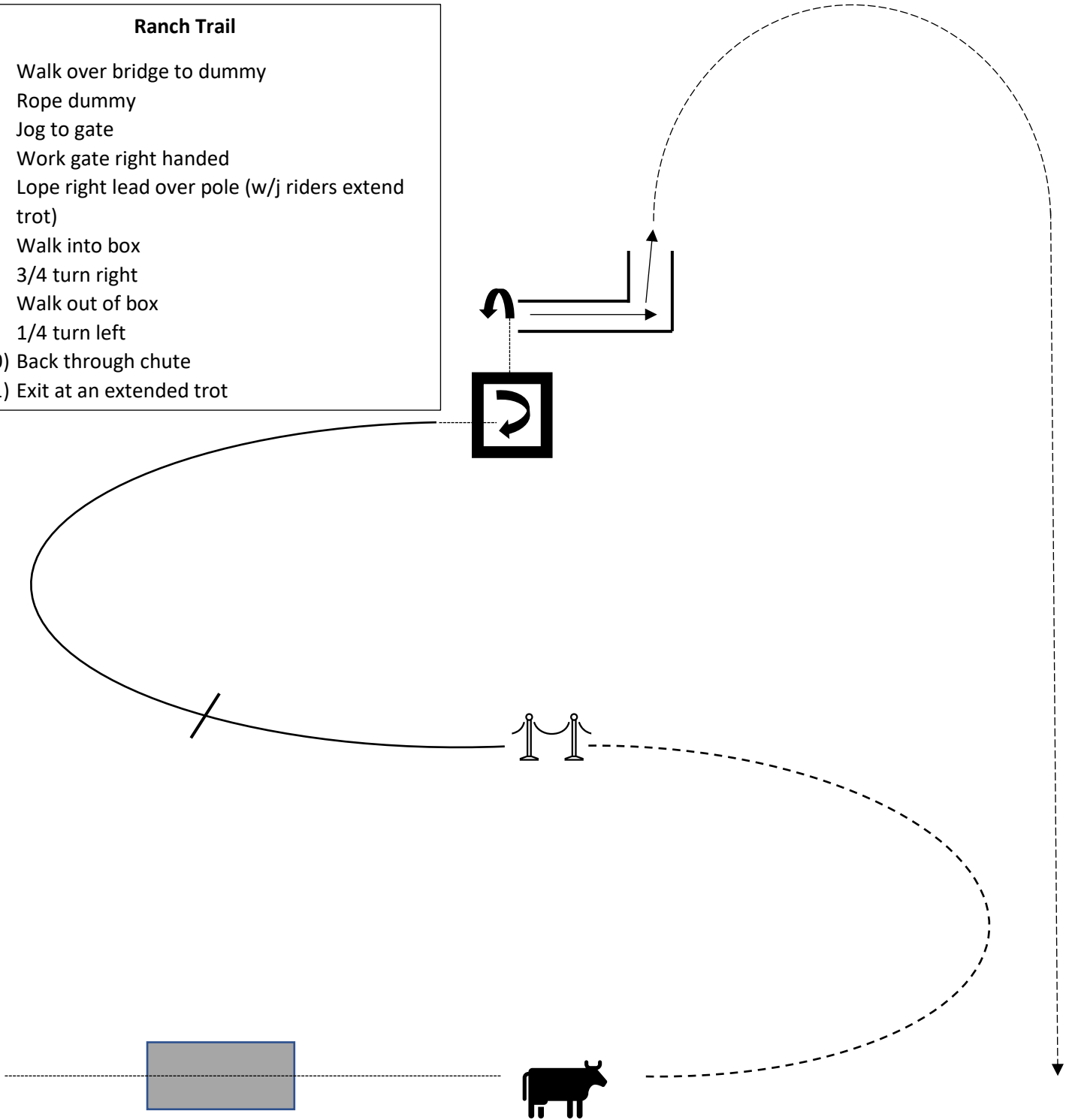


Green Horse Horsemanship

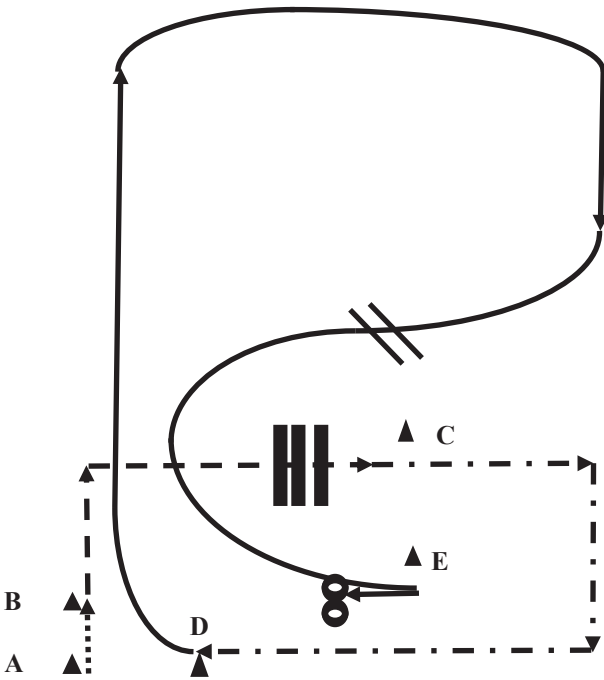
- 1.) Jog from A to B
- 2.) Stop, back one horse length
- 3.) Pivot 360 degrees to each direction
- 4.) Jog to C
- 5.) Lope left lead from C to D
- 6.) Stop, hesitate then exit

Ranch Trail

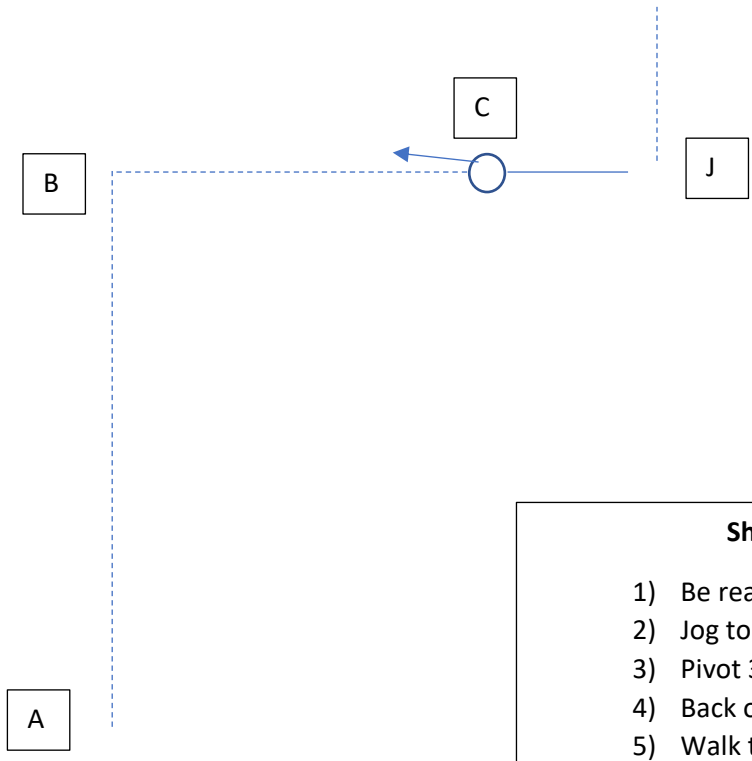
- 1) Walk over bridge to dummy
- 2) Rope dummy
- 3) Jog to gate
- 4) Work gate right handed
- 5) Lope right lead over pole (w/j riders extend trot)
- 6) Walk into box
- 7) 3/4 turn right
- 8) Walk out of box
- 9) 1/4 turn left
- 10) Back through chute
- 11) Exit at an extended trot



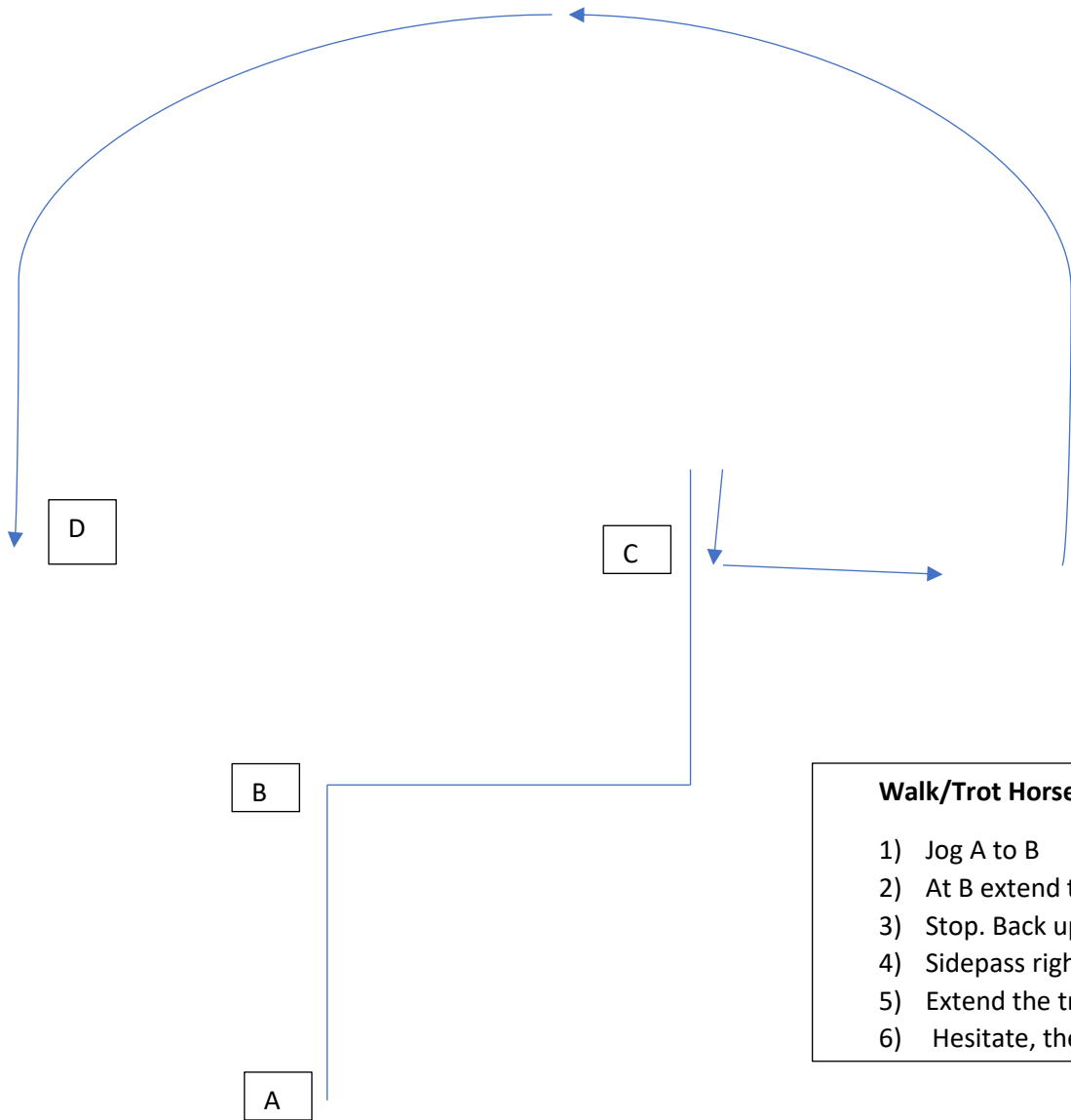
RANCMANSHIP PATTERN #6



1. Walk from A to B.
2. At B trot over poles to C.
3. At C extended trot to D.
4. Lope right lead up arena and close circle to center and change to left lead.
5. Lope to right side of cone E and stop; back 8 to 10 feet.
6. Two (2) spins to the left.
7. $2\frac{1}{4}$ spins to the right.



- Showmanship**
- 1) Be ready at A
 - 2) Jog to C
 - 3) Pivot 360 degrees
 - 4) Back one horse length
 - 5) Walk to judge
 - 6) Set up for inspection
 - 7) Exit left at the jog, avoiding other competitors



Walk/Trot Horsemanship

- 1) Jog A to B
- 2) At B extend trot and past C
- 3) Stop. Back up to C
- 4) Sidepass right
- 5) Extend the trot to D and stop
- 6) Hesitate, then exit